

AT A GLANCE

As at 29 February 2024

- Pantheon International Plc (PIP) is a FTSE 250 investment trust that invests in a carefully selected portfolio of high quality private companies managed by third party managers across the world.
- A share in PIP gives shareholders access to the growing private equity market, effectively making investment opportunities in private companies available to the public.
- As one of the longest established private equity funds listed on the London Stock Exchange, PIP has outperformed the FTSE All-Share and MSCI World indices over multiple periods and since its inception in 1987.

About Pantheon

PIP is managed and advised by Pantheon, a specialist global private markets investor. Pantheon has been at the forefront of private markets investing for more than 40 years, earning a reputation for providing innovative solutions covering the full lifecycle of investments, across private equity, real assets and private credit. The firm has partnered with more than 1,000 clients, with approximately \$62bn in discretionary assets under management (as at 30 September 2023).

£2.3bn Net Asset Value (NAV)

+11.9% Annualised NAV growth since 1987 (vs MSCI World TR: 8.6%)

4.1x Financing cover¹
Ratio of net available cash, portfolio value and undrawn loan facility to outstanding commitments

+50% Total Shareholder Return² (5-year cumulative basis)
Based on the change in ordinary share price over the period

Our aim is to maximise long-term capital growth

Key highlights for the nine months to 29 February 2024

1

PIP's NAV per share grew by **+4.7%** during the nine months to 29 February 2024.

2

PIP's portfolio generated net cash of **£33.2m** with distributions of **£148.3m** relative to **£115.1m** of calls from existing commitments to private equity funds.

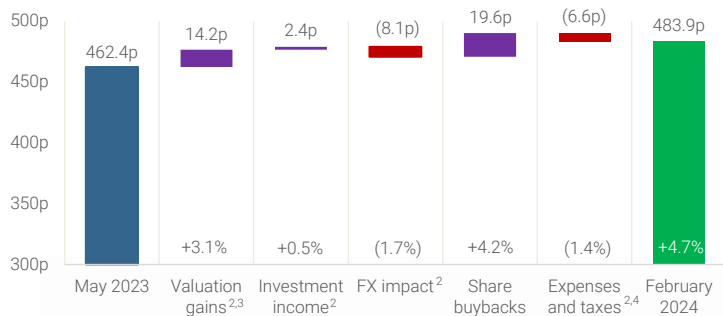
3

PIP committed **£51.2m** to seven new investments in the nine months to 29 February 2024.

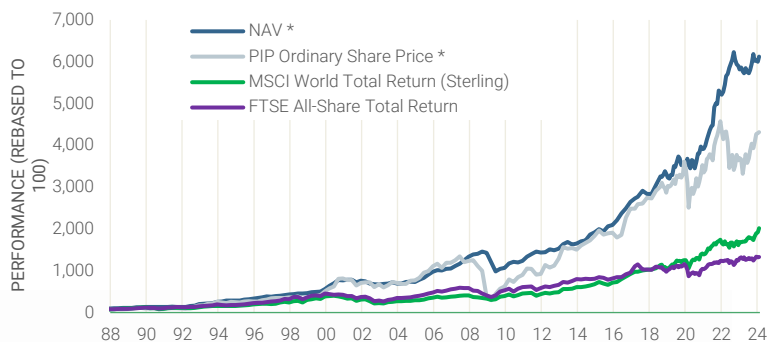
4

PIP invested **£175.2m** in share buybacks, which resulted in an **uplift of +4.2%** in the February 2024 NAV per share.

NAV per share progression



PIP's long-term performance



* Includes the effects of share repurchases, dividends, share splits, capital repayments and warrants. NAV figure based upon adjusted NAV per share where applicable. Past performance does not guarantee future results.

Annualised Performance as at 29 February 2024

	1yr	3yrs	5yrs	10yrs	Since inception
NAV per share	4.4%	15.3%	13.8%	13.8%	11.9%
Ordinary share price	20.3%	9.2%	8.5%	11.4%	10.9%
FTSE All-Share, Total Return	0.6%	7.8%	5.0%	5.0%	7.3%
MSCI World, Total Return (Sterling)	20.2%	12.9%	13.4%	12.8%	8.6%

Discrete Performance⁵ as at 29 February 2024

	28/02/2019 - 29/02/2020	29/02/2020 - 28/02/2021	28/02/2021 - 28/02/2022	28/02/2022 - 28/02/2023	28/02/2023 - 29/02/2024
NAV per share	14.6%	8.5%	32.4%	11.0%	4.4%
Ordinary share price	3.3%	11.8%	24.6%	-13.1%	20.3%
FTSE All-Share, Total Return	-1.4%	3.5%	16.0%	7.3%	0.6%
MSCI World, Total Return (Sterling)	9.6%	18.8%	15.9%	3.2%	20.2%

Unless expressly mentioned, all information and data is sourced from PIP's monthly and statutory reporting, and Pantheon. Pantheon has taken reasonable care to ensure that the information contained in this document is accurate at the date of publication. However, no warranty or guarantee (express or implied) is given by Pantheon as to the accuracy of the information in this document, and to the extent permitted by applicable law, Pantheon specifically disclaims any liability for errors, inaccuracies or omissions in this document and for any loss or damage resulting from its use.

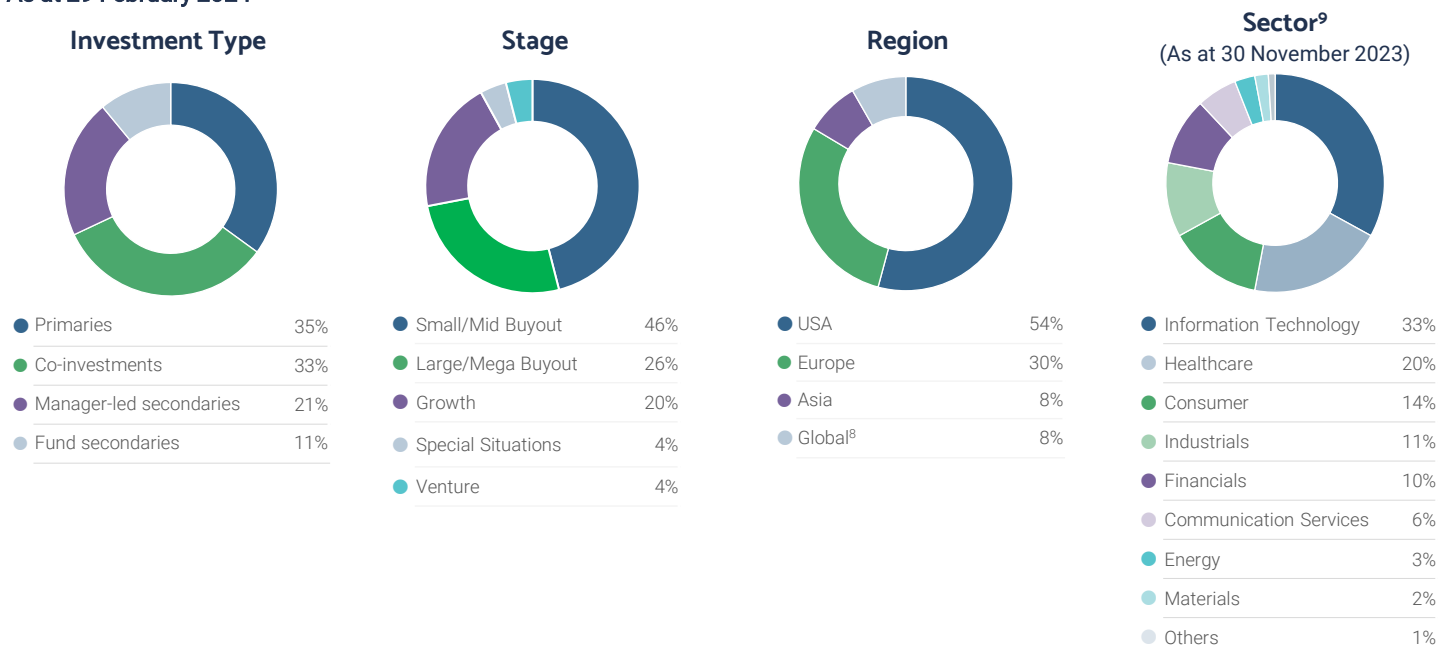
Largest Managers by value⁶

			Region	% of portfolio
1		Insight Partners	USA	7.5%
2		Index Ventures	Global	3.7%
3		HgCapital	Europe	3.4%
4		Providence Equity Partners	USA	3.2%
5		Advent International Group	Global	2.5%

Risk managed strategically⁷

We provide a carefully selected portfolio of private companies designed to perform well in a range of conditions.


As at 29 February 2024



Active management of Environmental, Social and Governance (ESG) factors

Pantheon is a responsible and highly experienced investment manager that is committed to promoting ESG and actively engages with PIP's underlying private equity managers to raise standards in the industry.

- A signatory to the UNPRI for more than 14 years.
- ESG evaluation is an integral part of the entire investment process from start to exit.
- RepRisk fully integrated into Pantheon's due diligence and monitoring processes since 2017.
- Uses position on 624¹⁰ fund advisory boards worldwide to promote high ESG standards and advocate Diversity & Inclusion initiatives.



How to invest

An investment in PIP can be made by buying ordinary shares on the London Stock Exchange through a broker or financial intermediary.

Joint corporate brokers:
Investec Bank plc
J.P. Morgan Cazenove

Ticker: PIN

ISIN: GB000BP37WF17

[Research and broker contacts.](#)

Find out more or get in touch:



Vicki Bradley
Head of Investor Relations & Communications for PIP
+44 20 3356 1800



Helen Steers
Pantheon Partner and co-manager of PIP
+44 20 3356 1800



Jie Gong
Pantheon Partner and co-manager of PIP
+65 6027 1060

[Website](#)

[Email](#)

[Follow us on social media](#)

[Find all reports and presentations here](#)

Awards



NOTES

- ¹ Ratio of net available cash, portfolio value and undrawn loan facility to outstanding commitments. Outstanding commitments relating to funds outside their investment period (>13 years old) were excluded from the calculation as there is a low likelihood of these being drawn. This amounted to £43.0m as at 29 February 2024.
- ² Figures are stated net of movements associated with the Asset Linked Note ("ALN") share of the reference portfolio. The ALN refers to the unlisted 10-year note issued on 31 October 2017 whose cost and repayments are linked to a reference portfolio consisting of the Company's older vintage funds.
- ³ Valuation movement includes the mark to market fair value adjustment of 7.3% of PIP's portfolio, which is for listed company holdings.
- ⁴ Taxes relate to withholding taxes on investment distributions.
- ⁵ Discrete performance is the percentage performance expressed in calendar years.
- ⁶ As at 29 February 2024.
- ⁷ Based on Net Asset Value.
- ⁸ The Global category contains funds with no target allocation equal to or exceeding 60% of any particular region.
- ⁹ Based on valuations as at 30 September 2023 adjusted for known calls and distributions to 30 November 2023. The chart accounts for 100% of PIP's portfolio. The chart accounts for 100% of PIP's portfolio.
- ¹⁰ As at 31 December 2023.

DISCLOSURES

This document and the information contained herein is the proprietary information of PIP; it may not be reproduced, amended, or used for any other purpose, without the prior written permission of PIP. This document is distributed by Pantheon Ventures (UK) LLP ("Pantheon"), a firm that is authorised and regulated by the Financial Conduct Authority ("FCA") in the United Kingdom. The information and any views contained in this document are provided for general information only. Nothing in this document constitutes an offer, recommendation, invitation, inducement or solicitation to invest in PIP. Nothing contained in this document is intended to constitute legal, tax, securities or investment advice. The general opinions and information contained in this publication should not be acted or relied upon by any person without obtaining specific and relevant legal, tax, securities or investment advice. You should remember that the value of an investment in PIP, and any income from it, may go down as well as up, and is not guaranteed, and investors may not get back the amount of money invested. In addition, past performance is not necessarily indicative of future results. You should note that investments in private equity may be illiquid and may involve a high degree of risk, including potential loss of principal invested.

In addition, most of PIP's investments are in funds whose principal investment focus is outside the UK. Movements in exchange rates between sterling and other currencies therefore affects the value of PIP's investments. Further, the market price of PIP's shares may reflect a discount in the net asset value of PIP's shares, and this discount may increase or reduce due to market factors which are unrelated to PIP's NAV or performance. Losses may be multiplied since PIP invests in a range of private equity strategies including buyouts that commonly use gearing. PIP's investment valuation method is reliant on financial information provided by underlying funds and companies into which it invests. Valuation methods used by those funds and companies may be inconsistent.

Copyright © Pantheon 2024. All rights reserved.

GLOSSARY OF TERMS

Available financing

Sum of net available cash and undrawn loan facility.

Buyout funds

Funds that acquire controlling interests in companies with a view towards later selling those companies or taking them public.

Capital call

Calls to Limited Partners ("LP") to pay in a portion of their committed capital when the General Partner ("GP") has identified a new investment for purchase.

Co-investment

Direct shareholding in a company by invitation alongside a private equity fund.

Commitment

The amount of capital that each Limited Partner ("LP") agrees to contribute to the fund when and as called by the General Partner.

Distributions

Cash or stock returned to the Limited Partner ("LP") after the fund has exited from an investment by selling it or from distributions received before a sale.

Exit

Realisation of an investment usually through trade sale, sale by public offering (including IPO), or sale to a financial buyer.

Financing cover

Ratio of available cash, private equity assets and undrawn loan facility to undrawn (or outstanding) commitments.

General partner ("GP")

The entity managing a private equity fund that has been established as a limited partnership, also commonly referred to as the private equity fund manager.

Initial public offering ("IPO")

The first offering by a company of its own shares to the public on a regulated stock exchange.

Limited partner ("LP")

An institution or individual who commits capital to a private equity fund established as a limited partnership. Limited partners are generally protected from legal actions and any losses beyond their original commitment to the fund.

Liquidation

The sale of all remaining assets of a fund prior to its final cessation of operations.

Net asset value ("NAV")

Amount by which the value of assets of a fund exceeds liabilities, reflecting the value of an investor's attributable holding.

Net available cash

Cash and net current assets/(liabilities) less next ALN repayment.

Portfolio company

A company that is an investment within a private equity fund.

Portfolio investment return

Total movement in the valuation of the underlying funds and companies comprising the portfolio, expressed as a percentage of opening portfolio value. Foreign exchange effects and other expenses are excluded from the calculation.

Primaries

Commitments made to private equity funds at the time such funds are formed.

Private equity

Privately negotiated investments typically made in non-public companies.

Secondaries

Purchase of existing private equity fund or company interests and commitments from an investor seeking liquidity in such funds or companies.

Share buyback

A share buyback is when a company purchases its own shares from the market. This can be done for several reasons, such as returning surplus cash to shareholders, taking advantage of wide discounts in share prices to net asset values or providing liquidity to existing shareholders.

Single asset secondary

Purchase of an interest in a single portfolio company alongside a private equity manager, where the manager is seeking to extend the investment holding period in order to participate in the company's next phase of growth.

Special Situations

Includes distressed debt, mezzanine, energy/utilities and turnarounds.

Undrawn or outstanding commitments

Undrawn portion of total commitment.

Valuation multiples

Multiple of earnings (typically EBITDA or net income) or revenue applied in valuing a business enterprise.

Venture capital

Investment in early and development-stage companies, often used to finance technological product and market development.